

The background of the entire page is a photograph of students in a classroom, overlaid with a semi-transparent blue filter. The image is divided into three horizontal sections. The top section shows a young girl with braided hair, wearing a white shirt and overalls, looking down at a pencil in her hand. The middle section shows a young boy wearing large headphones, focused on a laptop screen. The bottom section shows a young woman with long dark hair and glasses, looking intently at a screen. Two curved lines, one teal and one orange, sweep across the bottom of the image.

MyPath

Personalized learning paths designed
for real learning breakthroughs in
K–12 reading and math.

Discover a **Smarter Path** for Student Success.


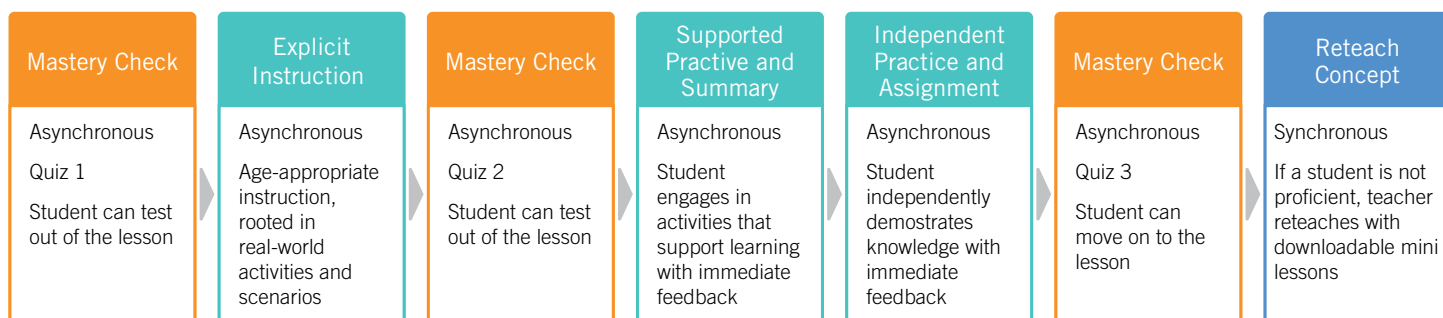
Across all grade levels and classrooms, students have a wide array of foundational skills and knowledge as well as different learning gaps and opportunities. Today's teachers need access to technology and offline tools that empower them to meet an variety of student needs within a single classroom. To help meet these demands, Edgenuity built a next-generation learning environment for K–12 that uses MyPath's built-in assessment data or can integrate with NWEA® MAP® Growth and Renaissance Star® to design individualized learning paths that:

- Prioritize critical foundational skills and adapt learning based on student performance
- Provide accessible, explicit, and age-appropriate scaffolded instruction to ensure success among diverse learners
- Has the ability to translate words, screens, or entire passages into more than 60 available languages with read aloud support in over 30 languages
- Spanish language math lessons for grades K–5
- Incorporate evidence-based practices for teaching reading and mathematics
- Deliver actionable, real-time data to inform instructional decision-making
- Optimize student motivation, engagement, and conceptual understanding

Prioritize Critical Reading Comprehension and Math Skills

Edgenuity's Smart Sequencer™ technology prioritizes lessons and activities based not only on the student's skill level but on what the student needs to succeed in their current grade-level work.

Using the data about students' proficiency, the Smart Sequencer identifies the priority skills each student needs and creates an individualized learning path (ILP) using research-based, developmentally appropriate lessons to meet students exactly where they are. Students will receive direct instruction based in best-practices and engaging student scenarios. They have multiple opportunities to show mastery and move on to the next lessons in order to most efficiently scaffold students up to grade level.



An Adaptive Solution that **Adjusts to Students' Needs** at the Moment They Need It

MyPath's student-centered design helps each student meet their unique needs by creating an individualized learning path. MyPath also empowers teachers with the data and point-of-use resources that allow them to quickly get their students back on track.

MyPath Learning Experience

Assess

The program features easy to administer, built-in adaptive assessments that provide a reliable, valid measure of each student's ability and instructional grade level in reading and math. Data from NWEA™ MAP® or Renaissance Star 360® can also be integrated to place students so that students can test less and learn more.

Assign

MyPath's Smart Sequencer uses student proficiency data to target priority skills and assign an appropriate ILP tailored to each student.

Act

MyPath informs the teachers when students are struggling with a lesson. Downloadable student mini-lessons and printable Guided Notes are available for use in small groups or whole classes.

Adapt

MyPath sequences instruction based on student skill levels in each content domain and adapts based on how the student demonstrates mastery of new material using built-in Mastery Checks.

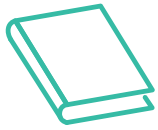
Analyze

As students work through their ILPs, the program tracks their data giving teachers feedback about their engagement, progress, and achievement.



Built on **Evidenced-Based Practices** for Math and Reading

MyPath uses high-quality content built on a gradual-release instructional model that spans a wide range of skills and concepts covered in K–12. Each student-centered learning experience is customized to meet the learning needs of students in each grade level.



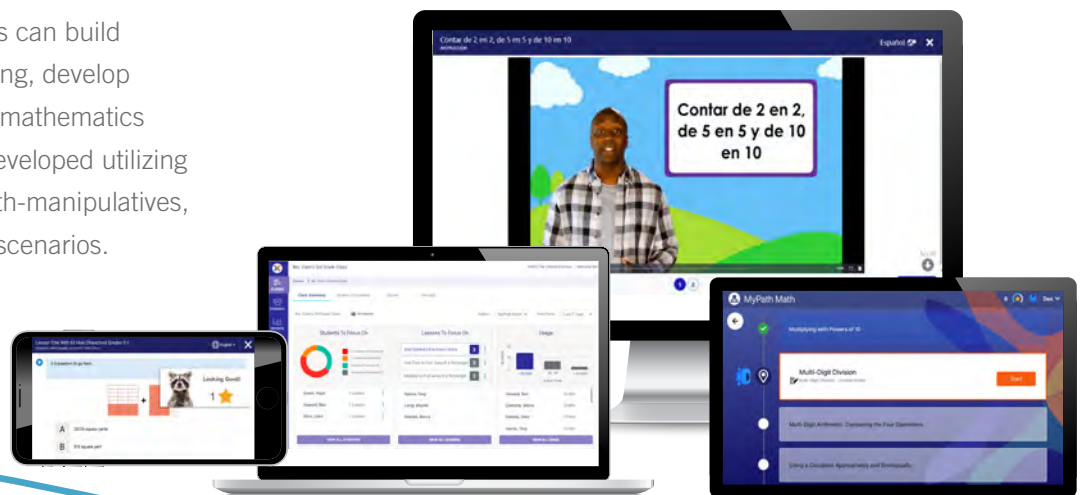
READING IN MYPATH

Lessons are designed to help students progress toward comprehension of more complex texts by focusing on reading informational text, reading literature, and reading foundations. For students several years behind, Early Literacy bundles focus on building critical skills that help students feel confident and ready for grade-level texts.



MATH IN MYPATH

Lessons are designed to focus on the critical skills of each grade so students can build strong conceptual understanding, develop procedural fluency, and apply mathematics in context. Math lessons are developed utilizing modeling, age-appropriate math-manipulatives, and applications to real-world scenarios.



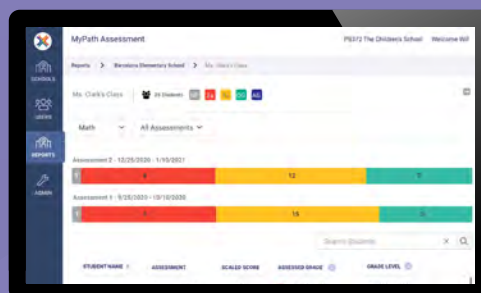
Empower Teachers with Actionable Insights

The new and improved MyPath K–12 data dashboard provides a consistent view of student engagement, progress, and achievement across all grade levels. Now it's easier than ever for administrators and teachers to access a real-time view of student growth, empowering them to identify support needs promptly to make data-driven decisions about classroom instruction.

MYPATH ASSESSMENT RESULTS

Allow school and district administrators to:

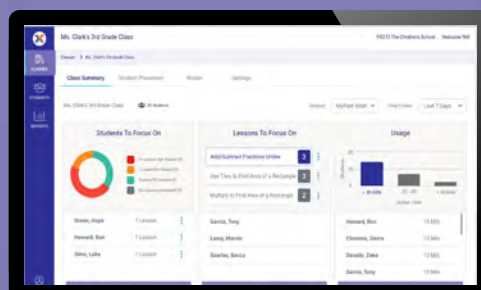
- Understand a class' or school's overall ability levels in math and/or reading
- Identify patterns of student growth and improvement in math and/or reading skills



CLASS SUMMARY REPORT

The Class Summary Report helps teachers identify:

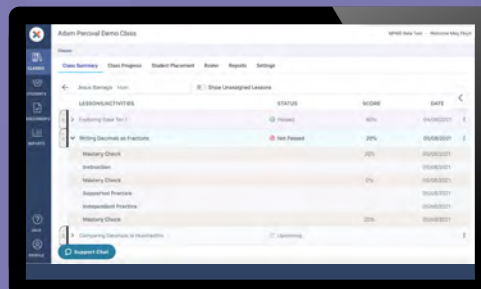
- Students who are struggling with a conceptual understanding of content
- Learners who are not responding to interventional efforts
- Recommendations for grouping students for effective instruction and level up by completing lessons successfully



STUDENT INDIVIDUALIZED LEARNING PATH REPORT

Allows teachers to view each student's path to:

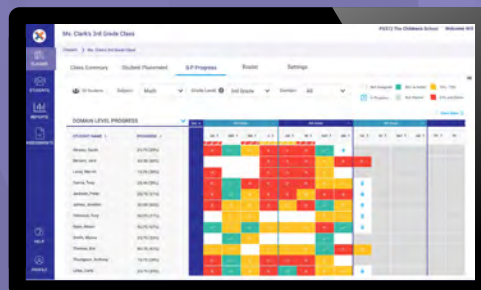
- Determine exactly where a student is struggling
- Access resources for effective re-teaching support
- Assign and unassign lessons based on learning needs



CLASS ILP PROGRESS REPORT

Allows teachers and administrators to:

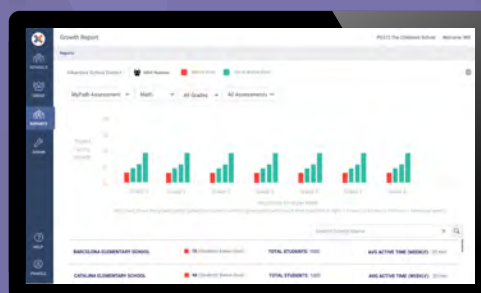
- Get a quick view of how the class is doing
- Determine who needs help on what lessons and domains
- View each student's progress



STUDENT GROWTH REPORT

Gives district and school administrators a view of:

- Student usage and growth patterns across grade levels
- Student progress and development over a school year


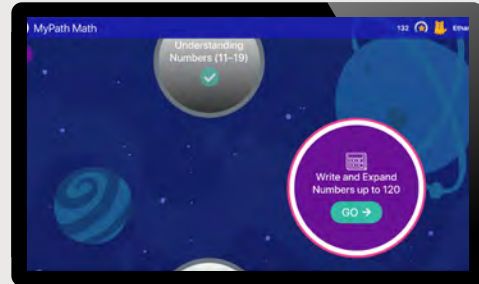


Improve Student **Motivation and Engagement**

MyPath promotes students' self-efficacy and positive self-concept with an engaging, interactive learning experience that is grade appropriate and rewards them for their progress while motivating them through challenging content.

For K–2 Students

The K–2 learning experience includes larger buttons, icons, and action items to support early learners. It also includes audio supports for nonreaders. Students earn stars with age-appropriate rewards, and they can unlock new sidekicks and backgrounds to customize their experience.

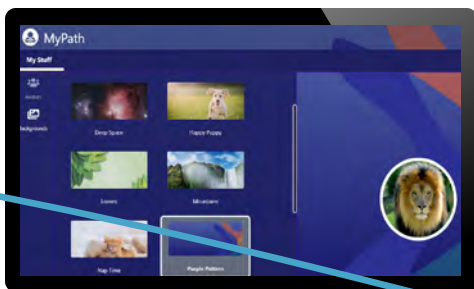
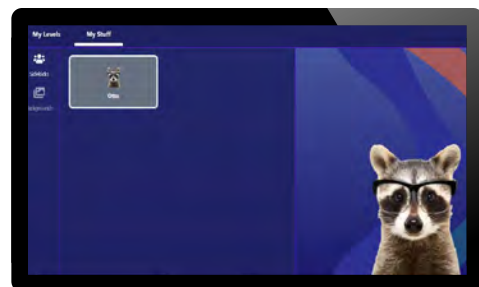


For 3–5 Students

The 3–5 learning experience provides age-appropriate rewards and motivation. Students have fun earning stars and unlocking new sidekicks and backgrounds as they level up.

For 6–8 Students

The middle school experience continues to adjust and adapt for older students with new backgrounds and sidekicks designed specifically for them. They will continue to earn stars and level up by completing lessons.




For 9–12 Students

In the high school environment, the program shifts to a focus on completing the work, rejoining the general classroom, and graduating on time. Students can customize their experience in an age-appropriate, student-centered learning environment.


Offline Extensions to Support Student Learning

MyPath supports teachers with an extensive Teacher Toolkit of offline extension learning activities to reinforce every lesson. MyPath informs the teacher when a student is struggling with a lesson, so that the teacher can quickly address student learning needs with re-teaching mini-lessons as well as guided notes.

Lessons begin with a brief “Review” section, similar to what a teacher might post on a classroom anchor chart. This lesson opener strategically employs icons, graphic organizers, bullets, bolded words, and other text features to help students quickly access needed information.



This worksheet is titled "How can I use a model to multiply by a one-digit number?". It is divided into two main sections: "Review" and "Try It". The "Review" section contains two problems. Problem 1: "Find 3×26 ". It shows a model with 3 groups of 20 and 3 groups of 6, totaling 78. Problem 2: "Find 3×125 ". It shows a model with 3 groups of 100, 3 groups of 20, and 3 groups of 5, totaling 375. The "Try It" section contains two problems. Problem 3: "Find 4×18 ". It shows a model with 4 groups of 10 and 4 groups of 8, totaling 72. Problem 4: "Find 4×213 ". It shows a model with 4 groups of 200, 4 groups of 10, and 4 groups of 3, totaling 852.



This worksheet is titled "How can I use a model to multiply by a one-digit number?". It is divided into two main sections: "Review" and "Try It". The "Review" section contains two problems. Problem 1: "Find 3×26 ". It shows a model with 3 groups of 20 and 3 groups of 6, totaling 78. Problem 2: "Find 3×125 ". It shows a model with 3 groups of 100, 3 groups of 20, and 3 groups of 5, totaling 375. The "Try It" section contains two problems. Problem 3: "Find 4×18 ". It shows a model with 4 groups of 10 and 4 groups of 8, totaling 72. Problem 4: "Find 4×213 ". It shows a model with 4 groups of 200, 4 groups of 10, and 4 groups of 3, totaling 852.

Sample of offline extension learning activities

The lesson then proceeds to the “Try It” section, which guides students through the steps of a strategy or algorithm with support. Students might be asked to complete a partially worked example or trace a number or letter. “Thought bubble” scaffolds model practical self-questioning techniques students can use later to solve problems or answer questions on their own.

The “Practice” section (in reading lessons, the “Read” and “Practice” sections are together) provides independent opportunities for students to apply what they have learned. Teachers can also use these exercises to assess whether students have mastered the target skill(s).

Each re-teaching worksheet ends with an open-ended prompt that allows students to demonstrate their understanding of the skill in a discussion or journal. Like an “exit ticket,” this question often prompts students to summarize the main “takeaway” that could be applied to any other problem or question they may encounter for this skill in the future. Each student’s response allows the teacher to determine if the student is ready to move on or if they need additional support.



Flexible and **Easy to Implement**

MyPath is ideal for several implementation models.



IN A SMALL-GROUP ROTATION MODEL

MyPath can be used in a rotation or center-based model in a math or reading block. As some students work independently on the software, others can meet with the teacher for targeted re-teaching. Teachers can use reports to group students based on common needs.



IN AN AFTER-SCHOOL PROGRAM

MyPath is an ideal tool for after-school or Saturday programs, providing an engaging complement to students' core instruction. The Teacher Toolkit can be used to target individual students and small groups for face-to-face instruction on specific skills.



IN A COMPUTER LAB OR 1:1 MODEL

Teachers instructing students in a lab or 1:1 model can pull groups for re-teaching while the rest of the class works independently, allowing all students to be engaged while freeing the teacher up to focus on small-group time.



AT HOME/VIRTUAL

Students can access MyPath anywhere, anytime, making it an ideal solution to support virtual and remote instruction, or homework and reinforcement.

Learn more and explore MyPath for grades K–12 at
edgenuity.com/mypath



877.7CLICKS | solutions@edgenuity.com