

Student Information System



Parent
Quick Start Guide

Contents

Purpose of this Guide _____	2
Getting Started Technical Requirements _____	2
Logging In _____	3
Dashboard Tools and Features _____	4
Help! _____	7

Purpose of this Guide

Welcome to Edgenuity's Quickstart Guide to the Student Information System (SIS). The Student Information System is referred to as the Edgenuity SIS and houses all of the online tools you will need to monitor, track, and view your student's progress in the online classroom.

Getting Started Technical Requirements

To ensure that you can login and track your student's progress, first verify that your computer meets the technical requirements of the program.

Operating System

- Windows® 7
- Windows 8
- Windows Vista™
- Windows RT 1
- Mac® OS® X 10.7.5+

Processor

- PC: 2.33GHz AMD® -or- Intel® Core™ Duo 1.83 GHz
- Mac: Intel Core Duo 1.33 GHz

Memory

- 2 GB RAM

Hard Disk Space

- 1 GB available disk space for browser cache

Display

- 1280 x 1024 resolution
- 16-bit color
- 128 MB graphics memory

Browsers

- Google™ Chrome™ 35 2
- Internet Explorer® 9.x – 11.x
- Safari® 6.0+ (Requires 10.7.5+)
- Firefox® 35+

Network/Speed Connection

- LAN 100/1000 switched to desktop
- Internet access 384 kbps per concurrent user

Plug-Ins

- Adobe® Flash® Player 9
- Adobe Acrobat®
- Adobe Reader® 7
- Adobe Shockwave® Player 10
- Apple® QuickTime® Player 7
- Java Version 1.6

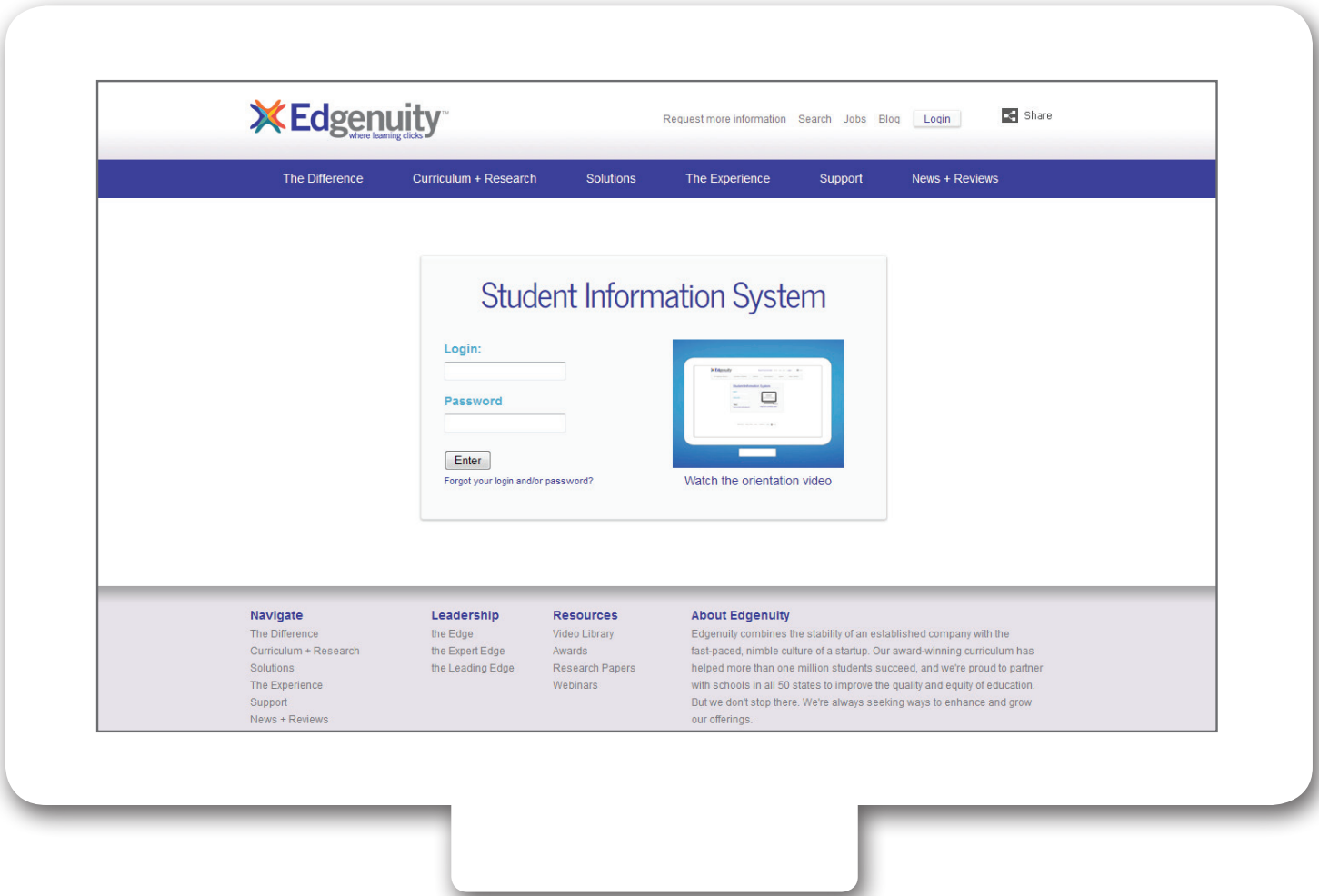
Sound

- OS supported sound card
- Speakers or headsets (recommended)

Logging In

Begin by logging into the new system. Once you are on the login page, use your username and password to gain access to your student's information. Please visit the URL below:

Login Page: <http://www.edgenuity.com/SIS-Login>



My Dashboard Tools and Features

The main page in the Edgenuity SIS is known as the Dashboard. The Dashboard provides different tools and features that allow you to view your student's progress and grade reports in the online classroom. You are able to view their grades but cannot edit, change or access any of your student's classes from your parent login.

The *Main Dashboard* features the following tools on the front page of the SIS as soon as you login:

- Academic Snapshot
- Upcoming Events
- Activity
- Message Center
- Course Requirements
- Admission Status

The screenshot shows the Edgenuity dashboard for a user named Jordan Demo. The top navigation bar includes the Edgenuity logo and a user greeting: "Hello, Jordan Demo" with a "Logout" link. A sidebar on the left lists various dashboard features: Dashboard, Messages, Mentor Information, Course Information, Academic Snapshot, Suggested Pacing, Student Activity, View Transcript, School Calendar, and External Links. The main content area is titled "DASHBOARD" and contains several widgets:


- Academic Snapshot:** Displays the student's current enrollment in one course. A table shows the following data:

Course	Grade	Percentage Complete	Pacing
Financial Math A - MA2007A	41.81%	3.39%	Behind
- Upcoming Events:** Shows a calendar icon with the number "1" and a notification: "Jun 21, 2013 - Major Update Planned for June 22 - 23". A link "See more events..." is provided.
- Activity:** Lists recent activities for the student in a table:

Section	Time	Minutes
Financial Math A - MA2007A	6/11/2013 1:37:59 PM	1
Financial Math A - MA2007A	6/11/2013 1:22:50 PM	10
Financial Math A - MA2007A	6/10/2013 2:40:29 PM	1
Financial Math A - MA2007A	6/10/2013 2:17:28 PM	23
Financial Math A - MA2007A	6/10/2013 2:06:04 PM	11
- Messages:** Indicates "You have 1 new message(s)." with a link "See your message...".
- Course Requests:** States "There are no courses requested by this student."
- Admission Status:** Shows a student profile icon and text: "This student is currently ACTIVE. The enrollment status is -1."

At the bottom of the dashboard, it says "Genius SIS (c) - All rights reserved" and "Genius SIS".

Academic Snapshot




This student is currently enrolled in 1 course:

Course	Grade	Percentage Complete	Pacing
Financial Math A - MA2007A	41.81%	3.39%	Behind

The Academic Snapshot area lists the courses in which your student is currently enrolled. Grade and progress information are included. From this view, you can see your student's current grade in the class, the number of assignments completed, and if the pace they are keeping in the class is on target, behind, or ahead.

Upcoming Events




[Jun 21, 2013 - Major Update Planned for June 22 - 23](#)

[See more events...](#)

The Upcoming Events area shows all of the upcoming scheduled activities your student has on calendar. These can include events that the student's teacher has scheduled, or it might include activities and deadlines your student has scheduled. Some examples of activities might include a parent/teacher conference, a study-hall session, or a tutoring session.

Activity




These are the latest activities for this student:

Section	Time	Minutes
Financial Math A - MA2007A	6/11/2013 1:37:59 PM	1
Financial Math A - MA2007A	6/11/2013 1:22:50 PM	10
Financial Math A - MA2007A	6/10/2013 2:40:29 PM	1
Financial Math A - MA2007A	6/10/2013 2:17:28 PM	23
Financial Math A - MA2007A	6/10/2013 2:06:04 PM	11

When your student completes assignments in the courses, the time spent is logged. The Activity area shows the course names, the dates, and the number of minutes spent in each course while completing assignments.

Messages

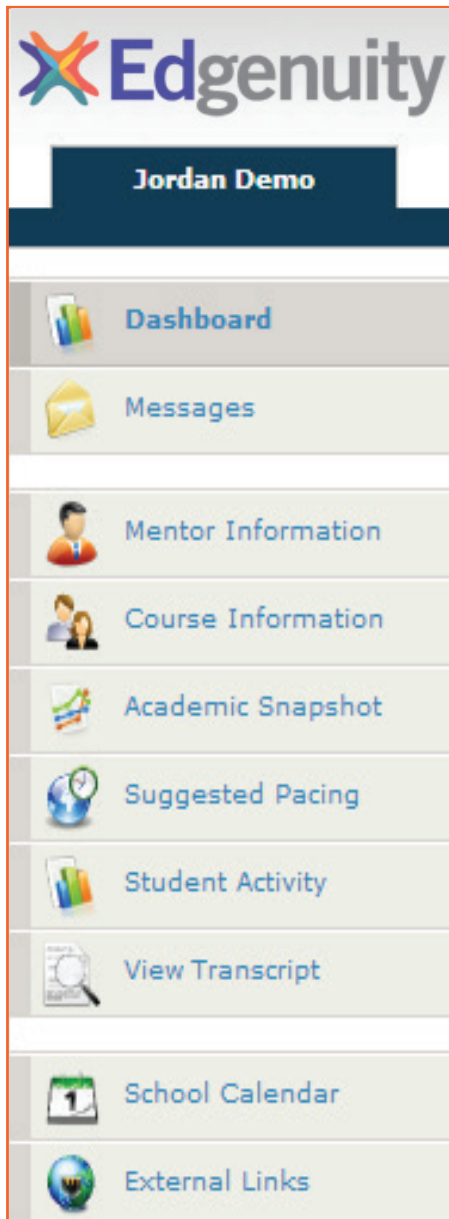


You have **1** new message(s).

[See your message...](#)

The Message Center contains important communication from your student's teacher(s). The parent login is not able to access this area of the Dashboard.

The Sidebar contains the following tools:



Dashboard: Main page in the SIS, provides a quick-glance snapshot of student's progress and grades

Messages: Here you can view and reply to any communications made between your student and the instructors

Mentor Information: View your student's assigned mentor information

Course Information: View your student's courses, description, credit amount, and teacher-contact information

Academic Snapshot: Provides an overall progress bar for all of your student's courses and specific progress bars for each class enrolled in

Suggested Pacing: A progress bar and weekly assignment goals showing the current pace and whether your student is on track with the targeted completion date

Student Activity: A tally of the total number of assignments your student has completed each day in the courses

Course Plan: A plan that puts your student on track for graduation

View Transcript: A record of your student's current grades and credit earned in classes

School Calendar: A calendar of your student's current appointments or conferences

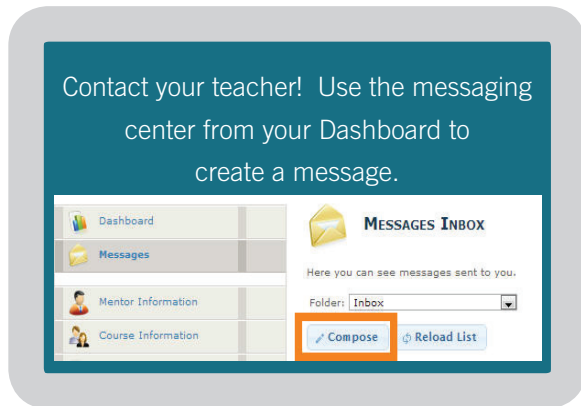
External Links: Links to popular and helpful resources when navigating or to support your student's online experience

We are excited to have your student as part of the Edgenuity family. We hope you find the Edgenuity Student Information System a valuable tool in monitoring your student's progress.

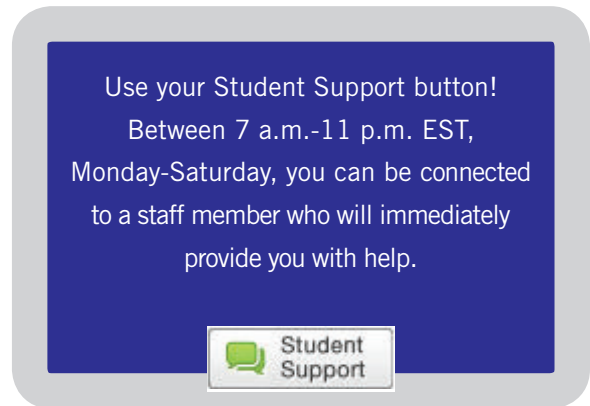
Help!

Everyone needs a little help every now and then. Use this guide to know where to go when you need help.

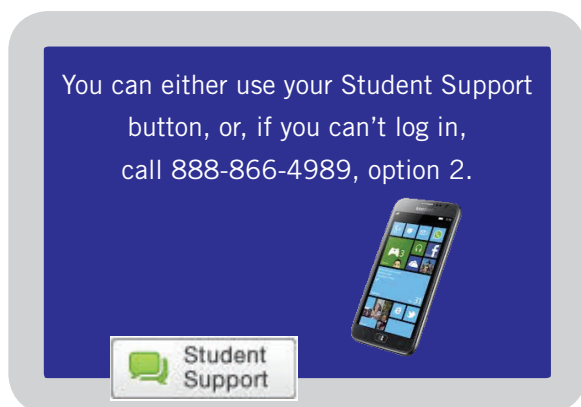
If you need help with your grades, class requirements, or feedback on your progress...



If you need help with concepts in the subject you are studying ...



If you are having technical difficulties ...



If you are awaiting a "Teacher Review"...

